



G.D. Goenka Public School, Patna

R.K. Puram, Khagaul road, Saguna More, Patna

HOLIDAY HOMEWORK - 2017-18

Goenkan Capers

with

Kungfu Panda

KG





Goenkan Capers with Kungfu

It's time to have some fun, Summer
holidays have just begun, You can
dance, you can sing,

Climb a tree or fly high on a swing!

Put together a jigsaw, bake a cake, Go
to camp, or swim in a lake, Exciting
places you can travel to, Rome, Spain or
Timbuktu!

Help your mom 'n' dad as you always should,

Care for your grandparents as a Goenkan would,

Work, enjoy, have fun - with your head held
high!

You are a Goenkan - reach out for the Sky!



Dear Parents

Summer vacation is a welcome break....Break from fixed schedules, rules and regulations of the school. Freedom brings more responsibility, so keeping this in mind; we have planned most of the activities to keep our children engaged and also help them in channelizing their energies. Kindly help and guide your child in completing his work and also exploring his creative self.

Submit the given homework in a folder with clearly mentioned name, class and section. Kindly take the coloured print outs of the worksheets. It would be wonderful if the children themselves decorate the folders with their tiny hands.

Happy Holidays! Have fun with your little one!

Regards

Class Teacher

HOW INDEPENDENT CAN I BECOME?

Make your child more independent by teaching him or her various activities like

- 1 Buttoning and unbuttoning the shirt .**
- 1 Laying the table .**
- 1 Folding mats and clothes.**
- 1 Arranging their toy shelf.**
- 1 Learning to wear shoes and socks.**
- 1 Learning how to zip their school bag and their uniform.(shorts)**
- 1 Sorting and pairing household items.**

JUNE FUN ACTIVITIES

- 1. Go out with your family and learn some traffic rules or signs.**
- 2. Count to 100**
- 3. Practice tying your shoes laces**
- 4. Help your mom in cleaning things.**
- 5. Become the host of the house.**
- 6. Make a call to your cousin**
- 7. Go to the garden with your friend and explore the names of the ride**
- 8. Make a card for your father.**
- 9. Help your Parents in gardening.**
- 10. See what floats or sinks in the bath tub.**
- 11. Try to shampoo your hair independently.**
- 12. Help your mother in filling water bottles.**
- 13. Revise reverse counting 10-0 on stairs.**
- 14. Visit any worship place**
- 15. Help your mother in serving.**
- 16. Make a clock from a paper plate.**
- 17. Find the youngest and eldest member in your family.**
- 18. Count the number of family members.**

This is me!

My name is

I am a

Girl

Boy

PASTE YOUR PHOTOGRAPH HERE

I am a star.



Write the first letter of the word showing the picture.

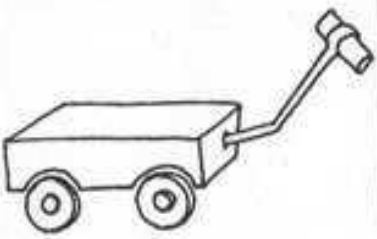


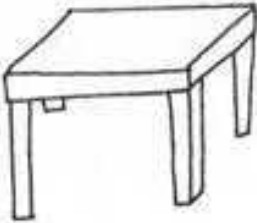










In each box draw a line to match the letter to the picture that begins with that letter.

<p>l</p> <p>f</p> <p>p</p> <p>b</p>	<p>h</p> <p>d</p> <p>m</p> <p>r</p>
<p>m</p> <p>d</p> <p>c</p> <p>l</p>	<p>n</p> <p>g</p> <p>w</p> <p>y</p>
<p>p</p> <p>t</p> <p>b</p> <p>s</p>	<p>b</p> <p>k</p> <p>m</p> <p>j</p>



In each box circle the letter that the picture begins with.

 <p>b g w</p>	 <p>l k m</p>	 <p>b s n</p>
 <p>k t h</p>	 <p>l m f</p>	 <p>r d p</p>
 <p>N G J</p>	 <p>C S Y</p>	 <p>M L F</p>
 <p>C P S</p>	 <p>F T Z</p>	 <p>N V H</p>




Colour the circle yellow, triangle green, rectangle red and square blue.



Circle



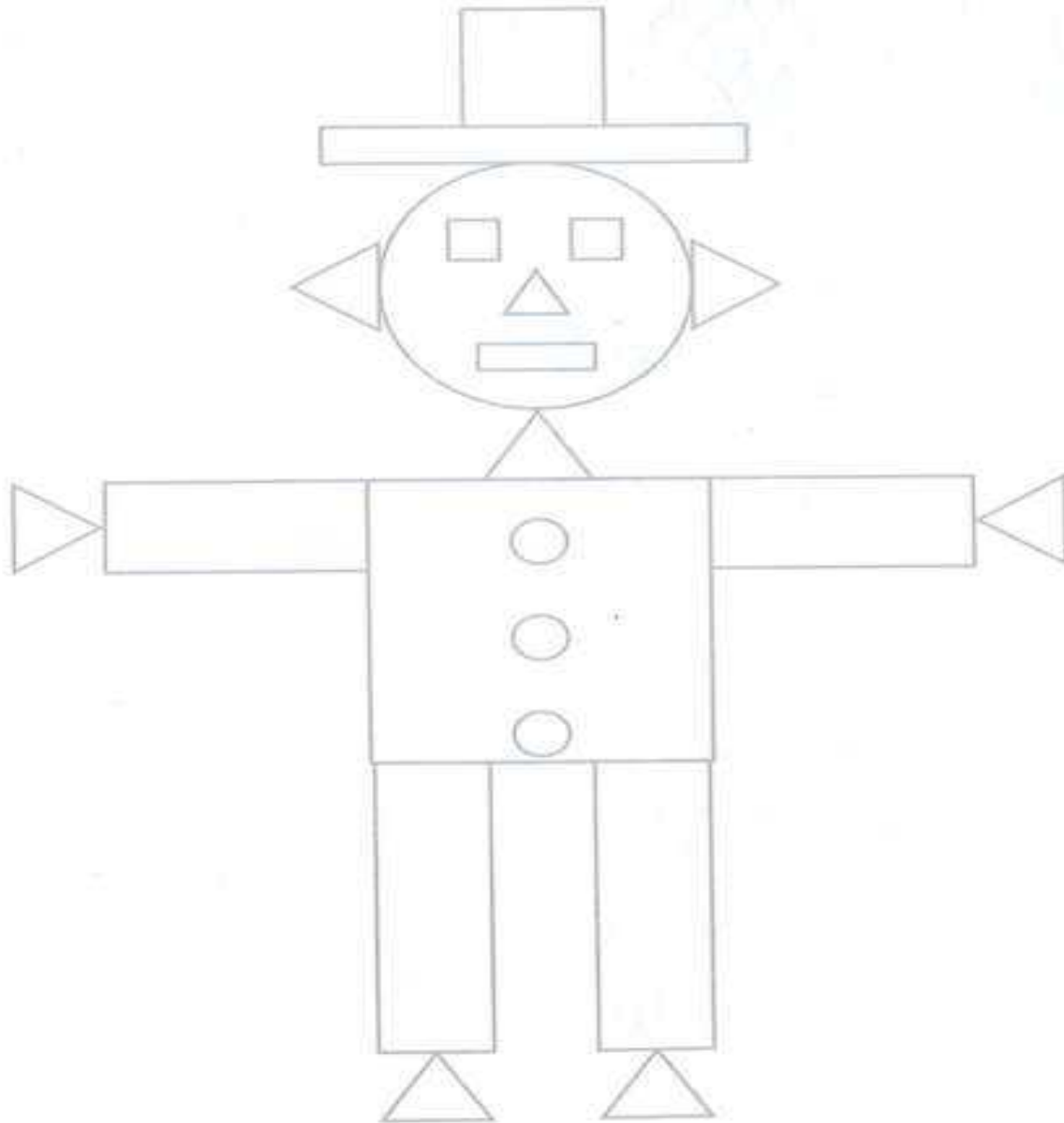
Triangle













Rectangle



Square




Count and write the numeral.











	<input type="text"/>
	<input type="text"/>
	<input type="text"/>
	<input type="text"/>
	<input type="text"/>
	<input type="text"/>
	<input type="text"/>
	<input type="text"/>
	<input type="text"/>
	<input type="text"/>



Join the dots. Colour the picture.



Count and colour the correct number of balls.

7	
3	
6	
8	
10	
2	
1	
4	
9	
5	



चित्र देखकर पहला अक्षर लिखो



चित्र देखकर पहला अक्षर लिखो







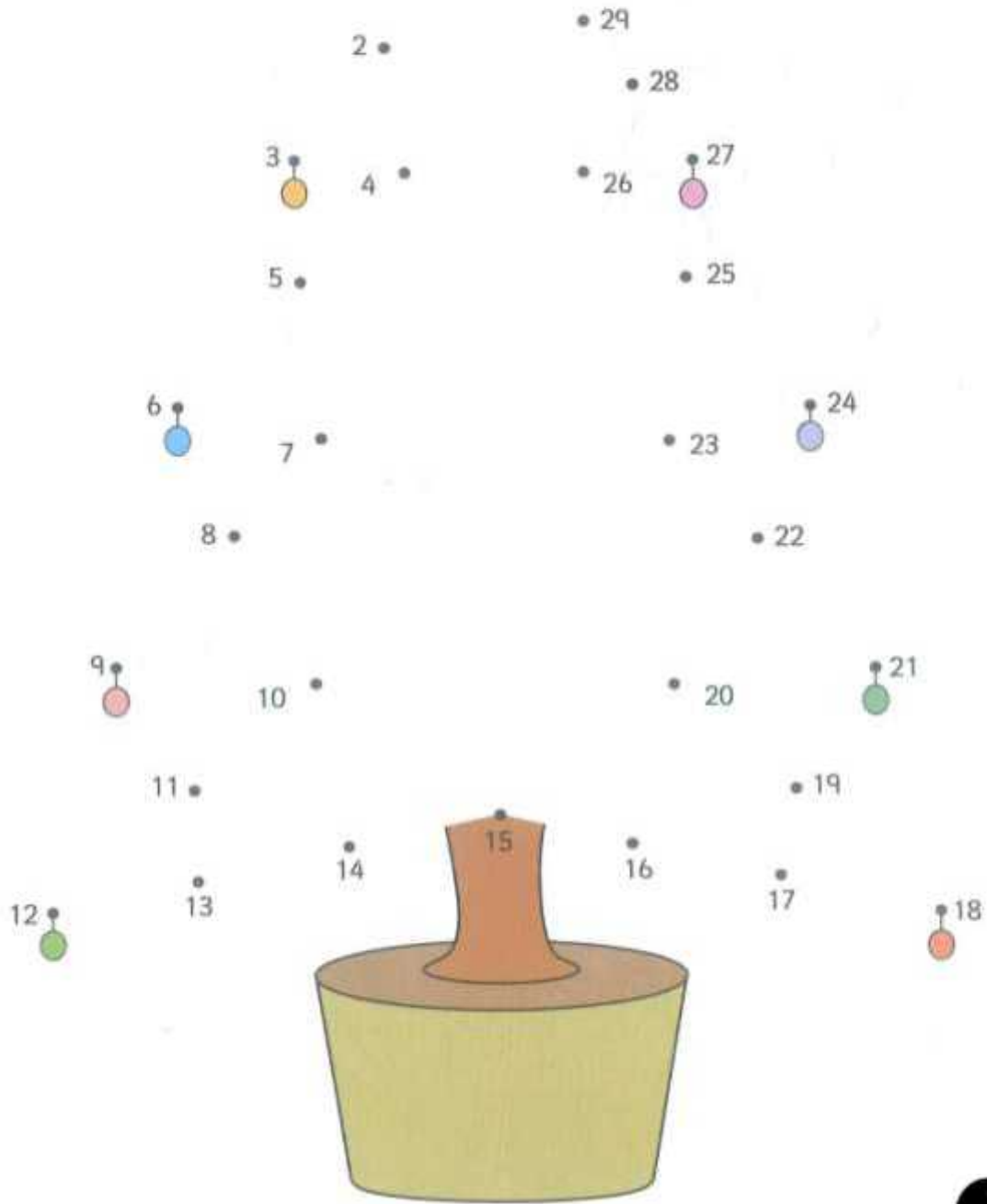




Draw the food of the pet animals in the boxes given.



Join the dots (1 ~30) :



Write from 0 ~ 39.

T O	T O	T O	T O	T O


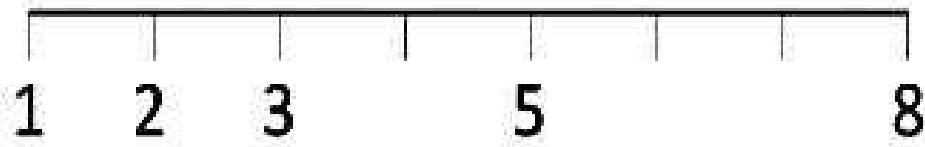


Write the missing numbers.

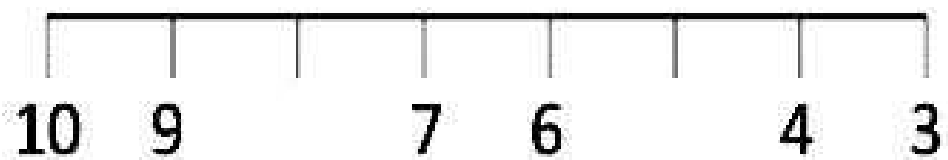

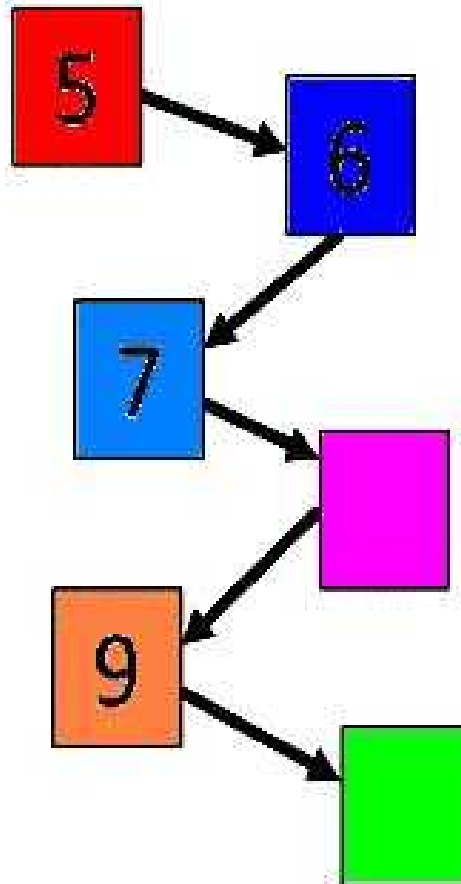
19					24
28					33
16					21
35					40



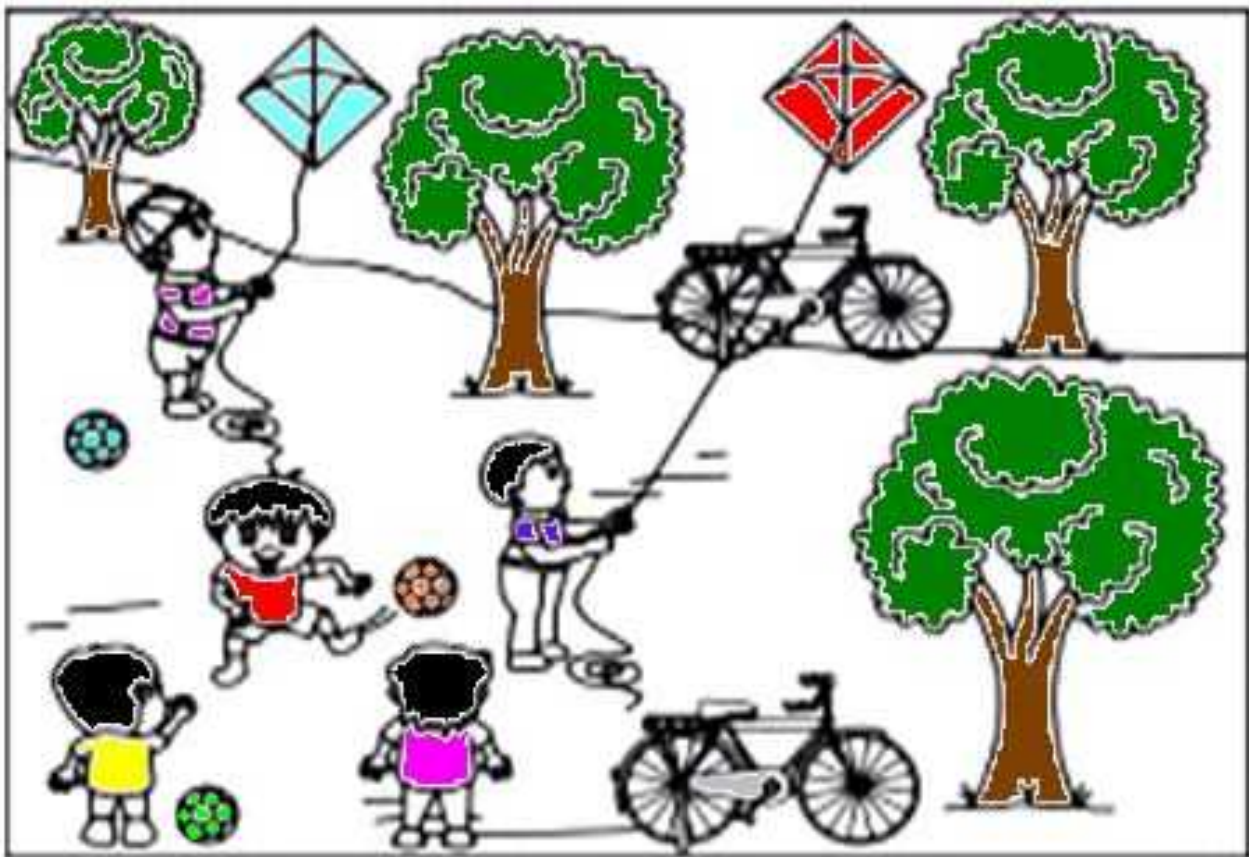
Fill in the missing numbers in these patterns.



How many spots? _____

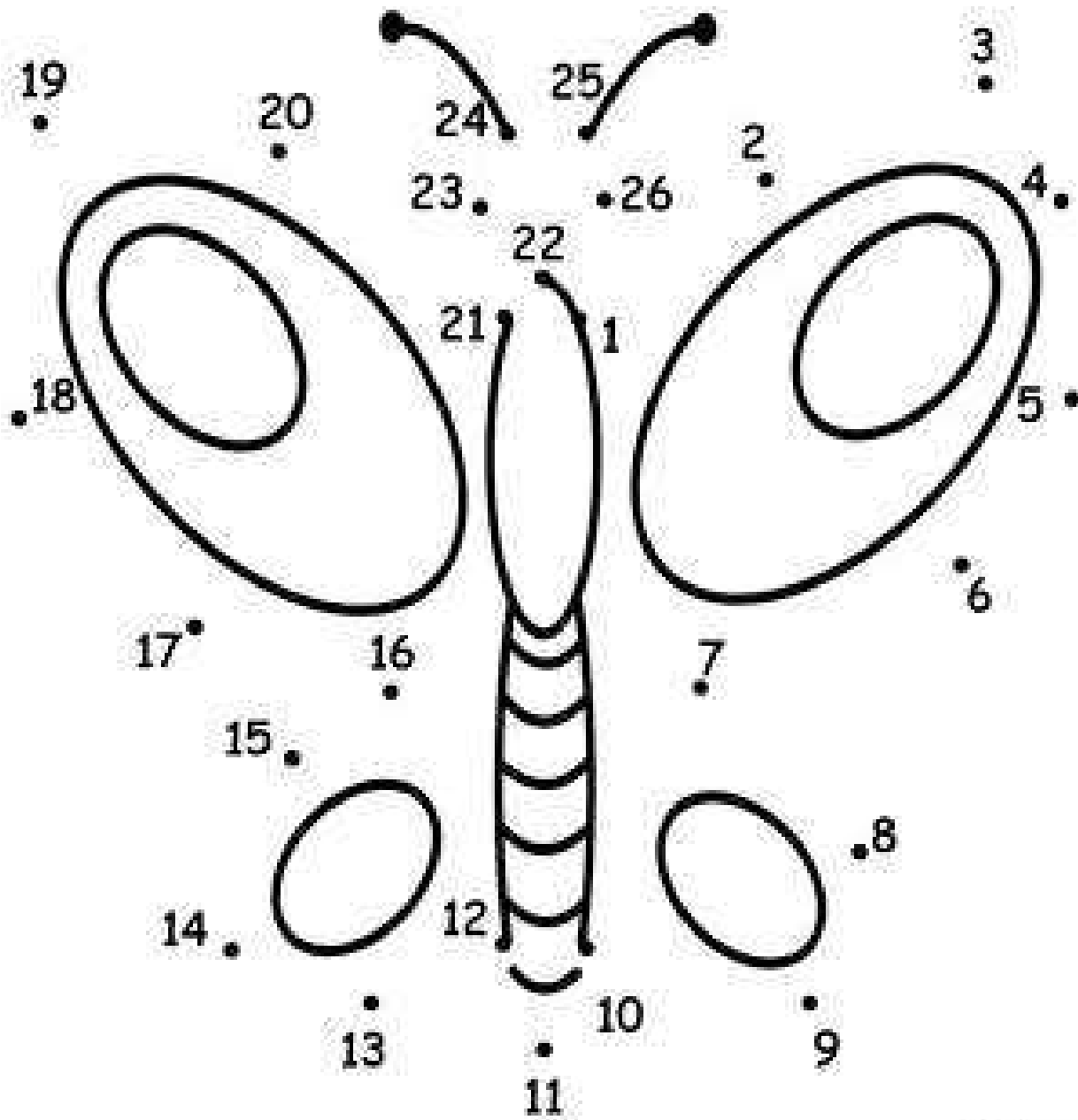


Look at the picture.
Fill in the blanks.









1. There are 5 children in the park.
2. There are balls.
3. There are trees in the park.
4. There are bicycles.
5. boys are flying kites.

Join the dots. Colour the picture.




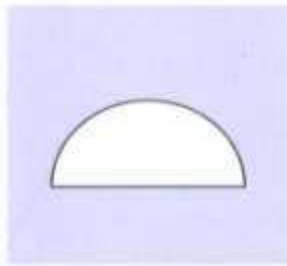

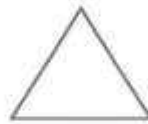


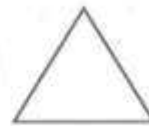


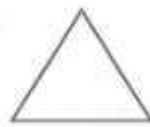




Count and write the number of objects.


	=
	=
	=
	=
	=
	=



Colour the shape in each row that matches the first one.



Colour the tall tree green.





Colour the boy who is thin.




Spot the differences and ring their places.



Find eight differences between the two scenes and ring their places.



पहचानो और मिलान करो



अ

ऊ

ओ

आ


उ

अ

अं

औ

Match the animals to the food they eat. Colour the pictures.



Good Manners

Good manners are lifelong assets and they should be practised until they become habit. Revise the four magical words: Please, Sorry, Thank you, Excuse me.



Hygiene

1. Brush your teeth twice a day.



2. Trim your nails and hair .



3. Do not waste water and electricity.



4. Keep your environment and surrounding clean.





From the Goenkan Kitchen

Recipe

Banana Biscuit Cream



Ingredients :

Ripe bananas – 2
Any biscuit – ½ packet
Full cream – ½ litre

Sugar – ½ cup
Essence – vanilla / almond / rose

Time required : 20 minutes

Freezing time : 10 hours

Steps :

1. Mash the bananas well with a spoon till smooth or put them in a mixer.
2. Powder the biscuits in a mixer till you have fine crumbs.
3. Add the crumbs to the milk along with the bananas.
4. Powder the sugar in the mixer and add it to the milk and banana mixture.
5. Add the essence, stirring the mixture all the time.
6. Freeze the mixture.
7. 2 hours later when half-frozen, remove from the freezer and beat it once again in the mixer.
8. Freeze once more.
9. The banana cream can be served once it is frozen solid.

Quick tips : Condensed milk can be used in place of full-cream milk for a creamier taste

You can top the banana cream with chocolate syrup, honey, grated chocolate, nuts or any other ice cream topping.

"The more you **read**
the more **things** you know.
The more that you **learn**
the more **places** you'll go."
-Dr. Seuss



- Add a dash of magic and a sense of wonder into your child's life by reading out and play acting a story and a rhyme to your child everyday.



*Fill your child's life with Wonder,
Discoveries and Adventures...*

- Pick up your magnifying glass and step outside for a nature walk. Check out the flora and the fauna and jot down your findings through drawings and sketches!

**Sightseeing and visiting
historic places can be lots
of fun!**



- Create a picture treasury of all the fun things you do, learn or even places that you visit in the summer holidays. Compile the Kodak moments in an album made by your li'l hands.